











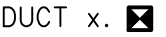


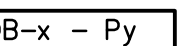


















































LEGEND

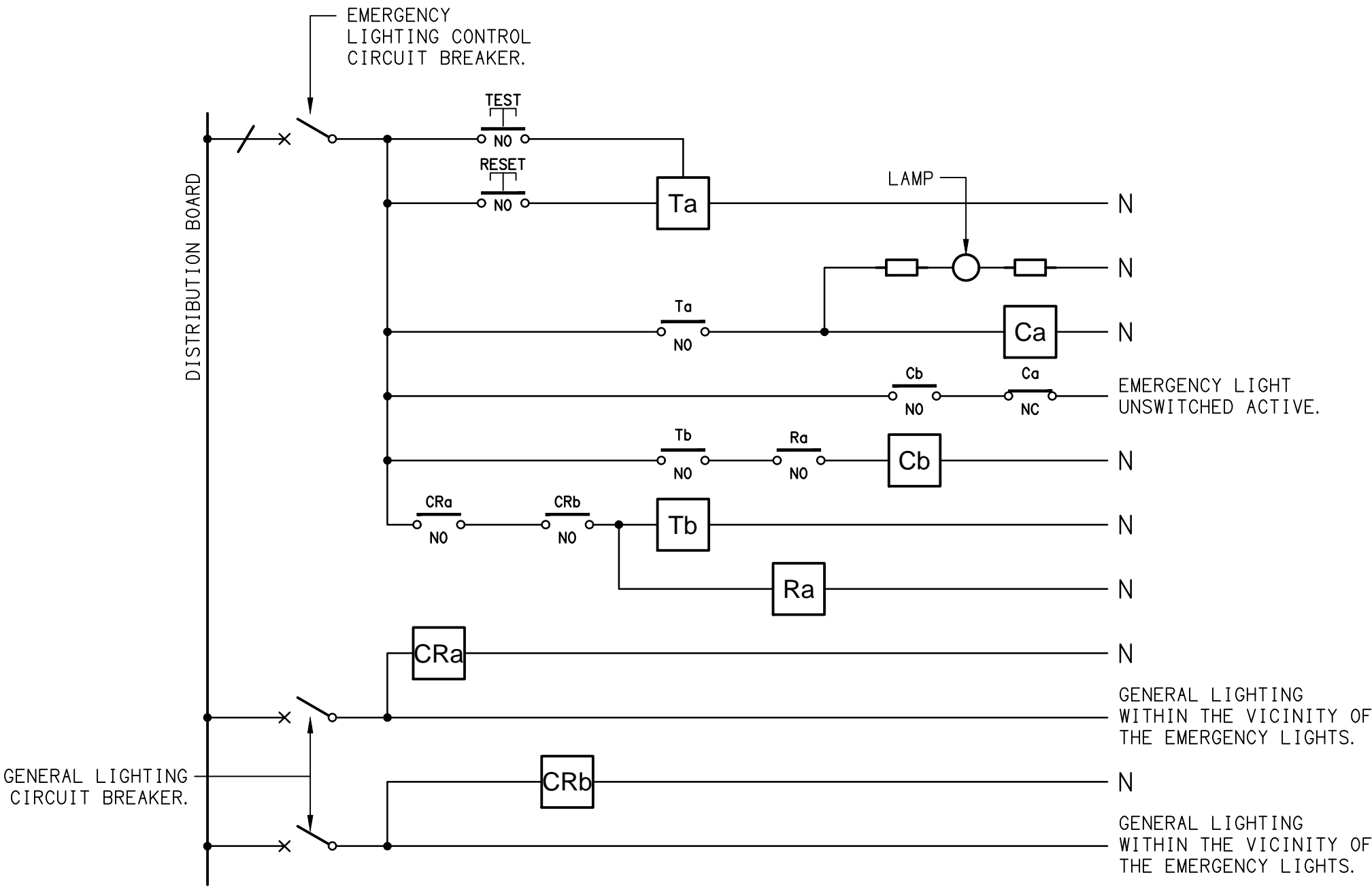
-  ELECTRICAL SERVICES SWITCHBOARD.
-  SWITCHBOARD / CONTROL PANEL NOT PROVIDED AS PART OF THE ELECTRICAL SUBCONTRACT.
-  SINGLE POWER OUTLET.
-  DOUBLE POWER OUTLET.
-  SIGNAGE CONNECTION.
-  SINGLE PHASE ISOLATOR.
-  THREE PHASE ISOLATOR.
-  CONDUIT ROUTE.
-  LIGHTING CONTROL SWITCHPANEL, TYPE x.
-  ONE-WAY LIGHT SWITCH.
-  RGB MASTER CONTROLLER.
-  RGB SLAVE CONTROLLER.
-  DUCT x. CABLE ACCESS DUCT x.
-  CIRCUIT LINE.
-  SWITCH LINE.
-  DB-x - Py POWER CIRCUIT DESIGNATION. DENOTES DB AND CIRCUIT.
-  LIGHTING CONTROL CHANNEL REFERENCE.
-  ELECTRICAL EQUIPMENT AS NOTED.
-  REFER TO DETAIL NOTED FOR THE AREA SHOWN HATCHED. ADDITIONAL OUTLETS & FITTINGS MAY BE SHOWN ON DETAIL.
-  Sx: LED JOINERY / CEILING STRIP LIGHT, TYPE AS NOTED.
-  E1: GENERAL CEILING RECESSED LED EMERGENCY LIGHT, WHITE.
-  E2: GENERAL CEILING RECESSED LED EMERGENCY LIGHT, BLACK.
-  E3: GENERAL SURFACE MOUNT LED EMERGENCY LIGHT, BLACK.
-  EX: EMERGENCY LED EXIT LIGHT, WHITE.
-  EX BK: EMERGENCY LED EXIT LIGHT, BLACK.
-  PD01: CUSTOM DALI DIMMABLE DECORATIVE SUSPENDED PENDANT.
-  PD02: CUSTOM DALI DIMMABLE DECORATIVE SUSPENDED PENDANT.
-  WL01: DECORATIVE WALL LIGHT.
-  WL02: DECORATIVE WALL LIGHT.
-  WL03: DECORATIVE WALL LIGHT.
-  WL04: CUSTOM DALI DIMMABLE DECORATIVE WALL LIGHT.
-  WL05: DALI DIMMABLE DECORATIVE WALL LIGHT.

LEGEND

-  RD01: RECESSED DALI DIMMABLE DOWNLIGHT, WHITE.
-  RD02: RECESSED KITCHEN DALI DIMMABLE DOWNLIGHT, WHITE.
-  GL01: ADJUSTABLE DALI DIMMABLE BLACK GARDEN SPIKE LIGHT.
-  HL01: HEAT LAMP COPPER PENDANT.
-  HL02: 2100 LONG LINEAR HEAT LAMP C/W INTEGRAL SWITCH.
-  HL03: 900 LONG LINEAR HEAT LAMP C/W INTEGRAL SWITCH.
-  HL04: 1200 LONG LINEAR HEAT LAMP C/W INTEGRAL SWITCH.
-  HRE: EXISTING HEATER TO REMAIN AS IS.
-  F01: CEILING FAN WHITE.
-  FC: CEILING FAN CONTROLLER.
-  SL01: WALL MOUNTED DALI DIMMABLE ADJUSTABLE AGED BRASS SPOT LIGHT..
-  SL01: SL02: SURFACE MOUNTED DALI DIMMABLE BLACK CAN DOWN LIGHT.
-  SL03: SL03: SURFACE MOUNTED EXTERNAL SOFFIT MOUNTED DALI DIMMABLE ADJUSTABLE BLACK FLOOD LIGHT.
-  SL04: WALL MOUNTED DALI DIMMABLE ADJUSTABLE AGED BRASS SPOT LIGHT.
-  SL05: WALL MOUNTED DALI DIMMABLE ADJUSTABLE AGED BRASS SPOT LIGHT.
-  L1: EXISTING KITCHEN TROFFER TO REMAIN.
-  L2: EXISTING KITCHEN BATTEN TO REMAIN.
-  L3: L3: 300 X 1200 RECESSED KITCHEN TROFFER TO MATCH THE EXISTING L1 FITTINGS.
-  L4: CUSTOM DALI DIMMABLE WALL MOUNTED FEATURE LIGHT.
-  L5: L5: PALM TREE BUD LIGHTS.
-  L6: L6: ADJUSTABLE DALI DIMMABLE BLACK GARDEN SPIKE LIGHT.
-  L7: L7: CUSTOM MULTI LAMP SUSPENDED DALI DIMMABLE LANEWAY FITTING.
-  L8: L8: CUSTOM MULTI LAMP SUSPENDED DALI DIMMABLE LANEWAY FITTING.
-  L9: L9: COLUMN MOUNTED ADJUSTABLE DALI DIMMABLE BLACK SPOT LIGHT.
-  L10: DALI DIMMABLE FESTOON LIGHTS.
-  L11: L11: EXISTING DALI DIMMABLE DOWNLIGHTS TO BE CONTROLLED BY THE NEW DYNALITE CONTROL SYSTEM.
-  L12: L12: EXISTING COLUMN LIGHTS TO BE MADE DIMMABLE AND CONTROLLED BY THE NEW DYNALITE CONTROL SYSTEM.
-  L13: L13: EXISTING SIGN TO BE MADE DALI DIMMABLE AND CONTROLLED BY THE NEW DYNALITE CONTROL SYSTEM.
-  L14: L14: EXISTING SIGN TO BE MADE DALI DIMMABLE AND CONTROLLED BY THE NEW DYNALITE CONTROL SYSTEM.
-  L15: L15 BEAM MOUNTED ADJUSTABLE DALI DIMMABLE BLACK FLOOD LIGHT.
-  L16: L16: RAFTER MOUNTED ADJUSTABLE DALI DIMMABLE BLACK SPOT LIGHT.
-  L17: L17: EXISTING WALL MOUNTED SPOT LIGHT TO BE REPLACE WITH AN ADJUSTABLE DALI DIMMABLE BLACK SPOT LIGHT.

EQUIPMENT:

- TEST – TEST PUSH BUTTON MOUNTED ON THE DISTRIBUTION BOARD ESCUTCHEON.
- RESET – RESET PUSH BUTTON MOUNTED ON THE DISTRIBUTION BOARD ESCUTCHEON.
- LAMP – AMBER TEST INDICATING LAMP MOUNTED ON THE DISTRIBUTION BOARD ESCUTCHEON.
- Ta – ADJUSTABLE 0-3 HOUR TIMED RELAY.
- Tb – 15 MINUTE RUN-ON TIMER TO OPERATE UPON THE RETURN OF MAINS POWER.
- Cx – CONTACTOR x.
- CRx – CONTROL RELAY x.
- Rx – RELAY x.

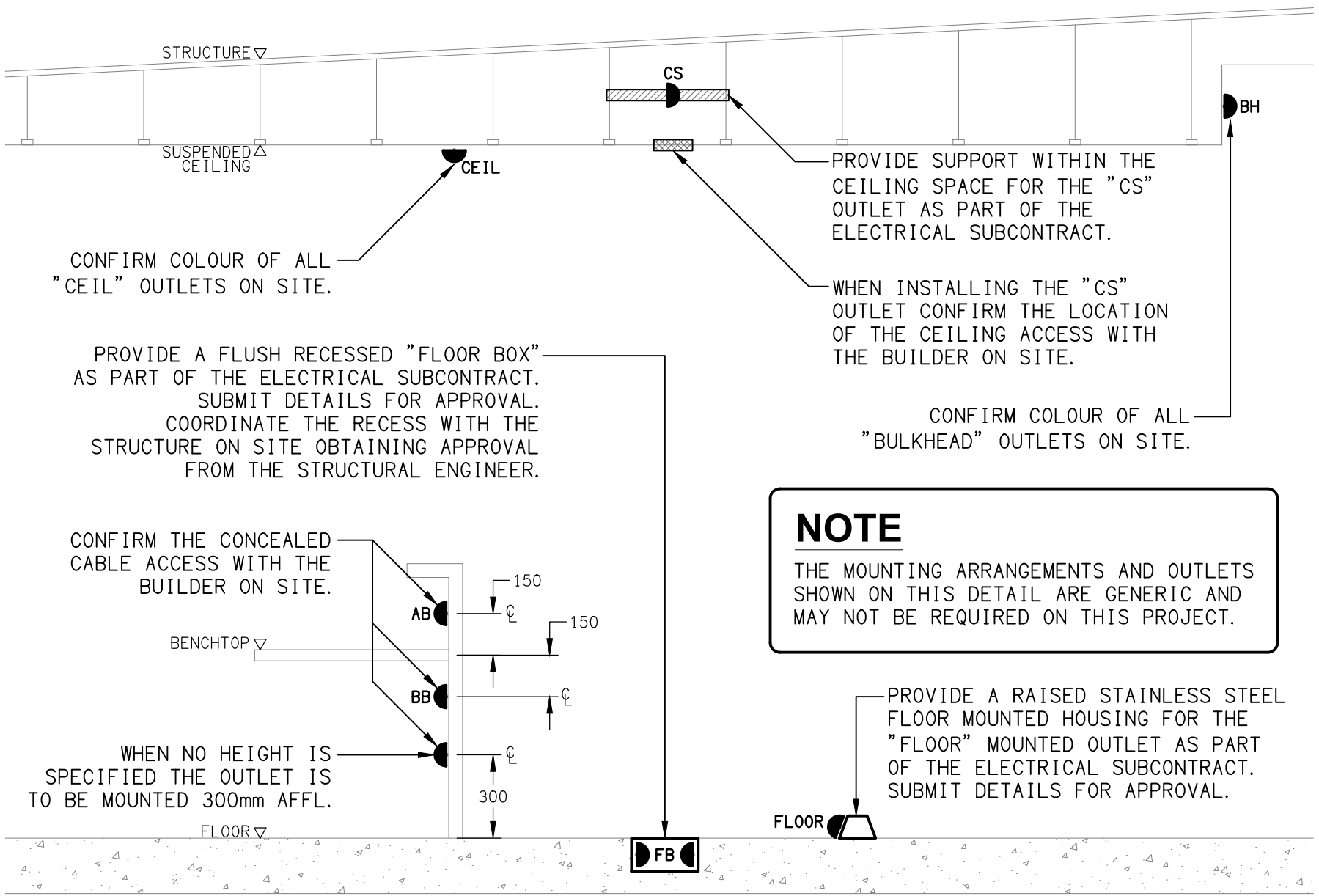


NOTES

1. THE EMERGENCY LIGHT UNSWITCHED ACTIVE / GENERAL LIGHTING SWITCHED ACTIVE CIRCUIT ARRANGEMENT AND CONTROL IS TYPICAL FOR ALL CIRCUITS SUPPLYING EMERGENCY LIGHTS.
2. PROVIDE ADDITIONAL CONTROL RELAYS (CRx) CONFIGURED AS PER CRa AND CRb FOR ALL ADDITIONAL LIGHTING CIRCUITS THAT SUPPLY LIGHTS IN THE VICINITY OF THE EMERGENCY LIGHTS.

SCHEMATIC

EMERGENCY LIGHTING
NOT TO SCALE



DETAIL

TYPICAL OUTLET MOUNTINGS
NOT TO SCALE

<div>ELECTRICAL DESIGN GROUP BRISBANE PTY LTD ACN 092 710 793</div> <div>TRADING AS: ELECTRICAL DESIGN GROUP</div>	<div>THE COPYRIGHT OF THIS DRAWING REMAINS THE PROPERTY OF THE ELECTRICAL DESIGN GROUP.</div> <div>USE FIGURED DIMENSIONS IN PREFERENCE TO SCALE.</div> <div>ALL DIMENSIONS TO BE VERIFIED ONSITE.</div>	<div><div><div><div></div></div><div>ELECTRICAL DESIGN GROUP</div></div><div>ELECTRICAL BUILDING SERVICES CONSULTANTS</div><div>BRISBANE GOLD COAST</div><div>P.O.Box 15, Sherwood Q.4075 Phone: (07) 3278 4375 Email: brisbane@edg.net.au Web: www.edg.net.au</div></div>	<div>PROJECT: BREAKFAST CREEK HOTEL - STAGE 2</div> <div>2 KINGSFORD SMITH DRIVE, ALBION, QUEENSLAND</div>	<div>DRAWING: ELECTRICAL SERVICES LEGEND & DETAILS</div> <div><div>SCALE: NOT TO SCALE AT A1</div><div><div>PROJECT NO: C3674a</div><div>DRAWING NO: E01</div><div>REVISION: A</div></div></div>
--	--	--	--	--